

December 28 – January 3


# Doctrine and Covenants 1

“Hearken, O Ye People”

Instructions: Fill in the blank puzzle grid using the word bank that has the bolded words from the scripture below. Place the words in the correct place on the grid.

## Doctrine and Covenants 1:30

And also those to whom these **commandments** were **given**, might have **power** to **lay** the **foundation** of this **church**, and to bring it **forth** out of **obscurity** and out of **darkness**, the only **true** and **living church** upon the **face** of the whole **earth**, with which I, the Lord, am **well pleased**, speaking unto the church **collectively** and not individually.



**3 Letters**

lay

**4 Letters**

face

well

true

**5 Letters**

earth

forth

given

power

**6 Letters**

church

living

**7 Letters**

pleased

**8 Letters**

darkness

**9 Letters**

obscurity

**10 Letters**

foundation

**12 Letters**

collectively


commandments

December 28 – January 3

## Doctrine and Covenants 1

“Hearken, O Ye People”

**Your mission:** Give Joseph directions to help him through the restoration maze. Just as you are helping Joseph through the maze, the Lord gave Joseph directions at every step of the way as Joseph restored the Gospel on the earth



December 28 – January 3

## Doctrine and Covenants 1

“Hearken, O Ye People”


**THE RESTORATION  
OF THE GOSPEL PROVIDES  
SPIRITUAL PROTECTION TO ME**

### Handwriting Practice

Practice your handwriting by tracing the sentence below. Then use the blank lines to write the sentence on your own.

*The word of the Lord lasts  
forever.*

Blank handwriting practice lines for independent practice.

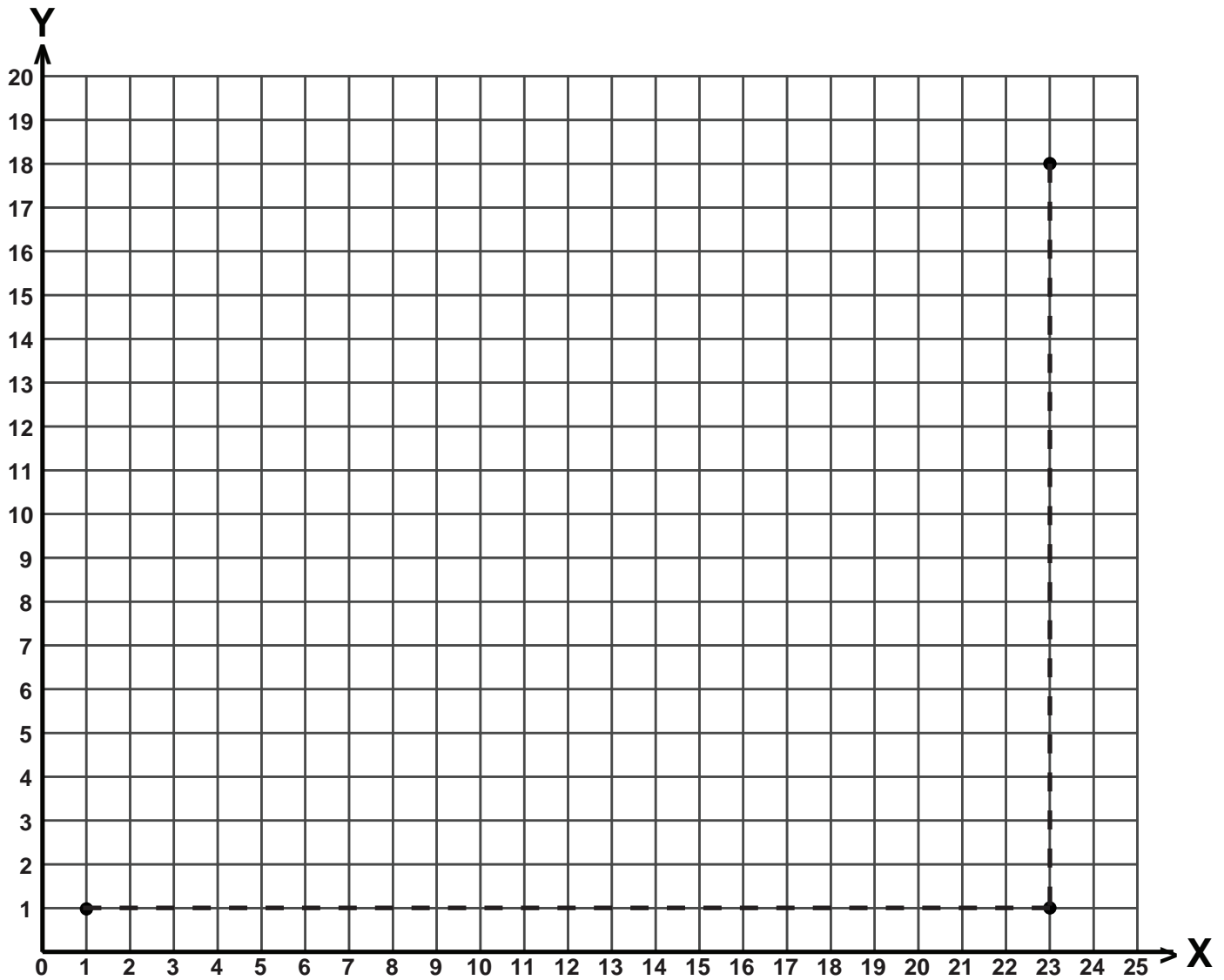


Key

- Stop. Pick up your pencil and go to the next dot.
- ◎ Start. Put your pencil down and draw the next line.

# Mystery Picture Graph

Instructions: Find the mystery picture below by plotting and connecting the points of each line on the coordinate graph. Connect all the points in Line 1, stop, pick up your pencil, and then connect all the points in Line 2, and so on for the rest of the lines. The dots for the first 3 (X,Y) coordinate pairs on Line 1 have been placed for you.



|                |                |               |                |                |                |               |                |                |                |                |                |                |
|----------------|----------------|---------------|----------------|----------------|----------------|---------------|----------------|----------------|----------------|----------------|----------------|----------------|
| <b>Line 1</b>  | (1, 1)         | (23, 1)       | (23, 18)       | (1, 18)        | (1, 1)         | <b>Line 2</b> | (1, 3)         | (23, 3)        | <b>Line 3</b>  | (2, 17)        | (2, 4)         | (22, 4)        |
| (22, 17)       | (2, 17)        | <b>Line 4</b> | (6, 15)        | (4, 13)        | <b>Line 5</b>  | (9, 15)       | (4, 10)        | <b>Line 6</b>  | (17, 13)       | (20, 16)       | <b>Line 7</b>  | (16, 10)       |
| (20, 14)       | <b>Line 8</b>  | (18, 9)       | (20, 11)       | <b>Line 9</b>  | (4, 4)         | (5, 6)        | (9, 8)         | (10, 8)        | (10, 9)        | (9, 10)        | (9, 12)        | (10, 14)       |
| (11, 15)       | (13, 15)       | (14, 14)      | (15, 12)       | (15, 10)       | (14, 9)        | (14, 8)       | (18, 6)        | (19, 4)        | <b>Line 10</b> | (10, 8)        | (11, 4)        | <b>Line 11</b> |
| (9, 8)         | (8, 6)         | (9, 5)        | (8, 4)         | <b>Line 12</b> | (14, 8)        | (15, 7)       | (15, 4)        | (13, 6)        | (14, 7)        | (15, 6)        | <b>Line 13</b> | (14, 5)        |
| (15, 5)        | <b>Line 14</b> | (10, 8)       | (12, 7)        | (14, 8)        | <b>Line 15</b> | (9, 11)       | (10, 11)       | (10, 14)       | <b>Line 16</b> | (14, 14)       | (14, 11)       | (15, 11)       |
| <b>Line 17</b> | (12, 11)       | (12, 10)      | <b>Line 18</b> | (10, 9)        | (11, 8)        | (13, 8)       | (14, 9)        | <b>Line 19</b> | (11, 9)        | (13, 9)        | <b>Line 20</b> | (11, 12)       |
| (11, 11)       | <b>Line 21</b> | (13, 12)      | (13, 11)       | <b>Line 22</b> | (11, 4)        | (12, 7)       | <b>Line 23</b> | (13, 4)        | (12, 7)        | <b>Line 24</b> | (2, 2)         | (3, 3)         |
| (4, 2)         | (3, 1)         | (2, 2)        | <b>Line 25</b> | (20, 2)        | (21, 3)        | (22, 2)       | (21, 1)        | (20, 2)        | <b>Line 26</b> | (19, 2)        | (14, 2)        |                |



December 28 – January 3

## Doctrine and Covenants 1

“Hearken, O Ye People”

### Unscrambler

Instructions: Can you unscramble the words below? If you need a hint, look at the bold words in the scripture below.

#### Doctrine and Covenants 1:17

Wherefore, I the Lord, **knowing** the **calamity** which should come upon the **inhabitants** of the **earth**, called upon my servant **Joseph Smith, Jun.**, and **spake** unto him from **heaven**, and gave him **commandments**;

hrtea \_\_\_\_\_

nveaeh \_\_\_\_\_

sekap \_\_\_\_\_

iwkognn \_\_\_\_\_

aiytcmla \_\_\_\_\_

oejshp \_\_\_\_\_

lcaled \_\_\_\_\_

shimt \_\_\_\_\_

astnihibtan \_\_\_\_\_

mdnmntoemcas \_\_\_\_\_

